

## WORKPLACE LIGHTING

3

LIGHTING SYSTEMS

4

WORKPLACE LIGHTING

8

SPOT FITTING LIGHTING

10

MACHINE LIGHTING

22

INTEGRATED LIGHTING

The optimal lighting at the workplace or inside the machine not only raises safety, but also enhances well being and counteracts work fatigue.

The decisive factor here is the choice of light source. Lamps fitted with modern LED technology emit an optimal and unvarying level of neutral colour light that does not flicker or contain UV or IR components.



HE-BC - short lamp arm with ball joint


The temperature near the lamp is constantly low, which is important for maintenance work. Unlike halogen or neon lamps, this does not have a filament and so makes work possible even under difficult conditions.

The average life of the LEDs is 50,000 hours, equivalent to six years of continuous duty. Compared with the conventional filament bulb, this reduces operating costs by 50%, without replacements or maintenance work. A 700 mA LED consumes 3 W.

There are three housing variants available for installation at the workplace, all with the ON/OFF switch directly on the lamp head:

- HE-BC - short lamp arm with ball joint
- HE-BF - long lamp arm, flexible
- HE-BL - long lamp arm, rigid

All lamp types have an anodised aluminium head and are secured with screws through their base.



Lamp head with 3, 6, and 9 LEDs



HE-BF - long lamp arm, flexible

The ON/OFF switch is placed directly on the lamp head. The lamp base can be screwed in position at the workplace or inside the machine. Alternative fasteners are a clip foot and magnetic base for more flexible solutions.

For the perfect illumination and brightness control, every one of these lamp types can be fitted with three, six, or nine LEDs and with an 8°, 25°, or 40° lens.



HE-BL - long lamp arm, rigid

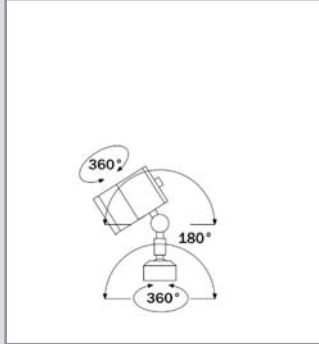
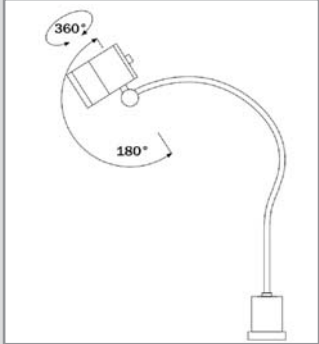
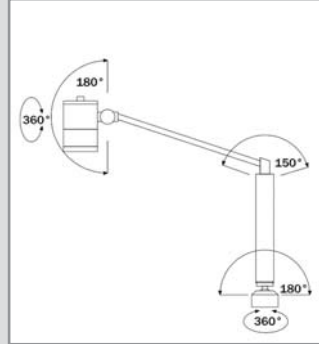
CE



IP65



# WORKPLACE LIGHTING

Type	HE-BC	HE-BF	HE-BL
No. of LEDs	3 / 6 / 9	3 / 6 / 9	3 / 6 / 9
LED life	50,000 h	50,000 h	50,000 h
Brightness/lens	diffuse / 8°, 25°, 40°	diffuse / 8°, 25°, 40°	diffuse / 8°, 25°, 40°
Light temperature	5000° K	5000° K	5000° K
Reflector Ø mm	64x86 (3/6 LED), 90x101 (9 LED)	64x86 (3/6 LED), 90x101 (9 LED)	64x86 (3/6 LED), 90x101 (9 LED)
Basic dimensions	60x60 mm, H 36 mm	80 x 63 mm, H 102 mm	60x60 mm, H 36 mm
Lamp arm	-	Ø15 mm x L 700 mm, flexible	top Ø12 x L420 mm bottom 35 x 35 x 240 mm
Fasteners	4 screws	4 screws	4 screws
Switches	single pole, ON/OFF	single pole, ON/OFF	single pole, ON/OFF
Plug-in transformer	integrated in lamp head	integrated in lamp head	integrated in lamp head
IP rating	IP 65	IP 65	IP 65
Colour	black, other colours on request	black, other colours on request	black, other colours on request
Adjustable angle			

## Electrical properties

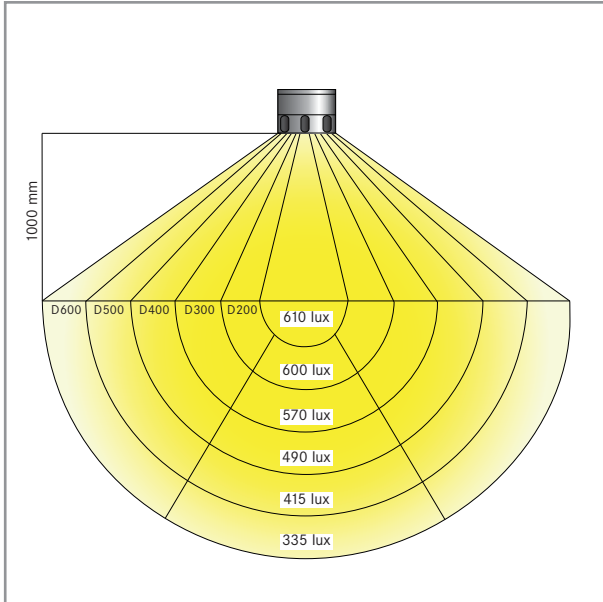
Lampentyp	HE-BC/HE-BF/HE-BL - 3 LED	HE-BC/HE-BF/HE-BL - 6 LED	HE-BC, HE-BF, HE-BL- 9 LED
Operating voltage	12-24 VDC/230 VAC	12-24 VDC/230 VAC	230 VAC
Current 350 mA	-	-	9 W
Current 500 mA	6 W	12 W	-
IEC marking	III	III	III

HEMA also supplies an adapter matching the ordered illuminant type. Solely the operating voltage must be specified on the order (see table above). Cable length 1.5 m. 12-24 Vdc cable ends of bare wires, 230 Vac cables fitted with two-pin plug on option.

## ILLUMINATION DISTRIBUTION CHARTS

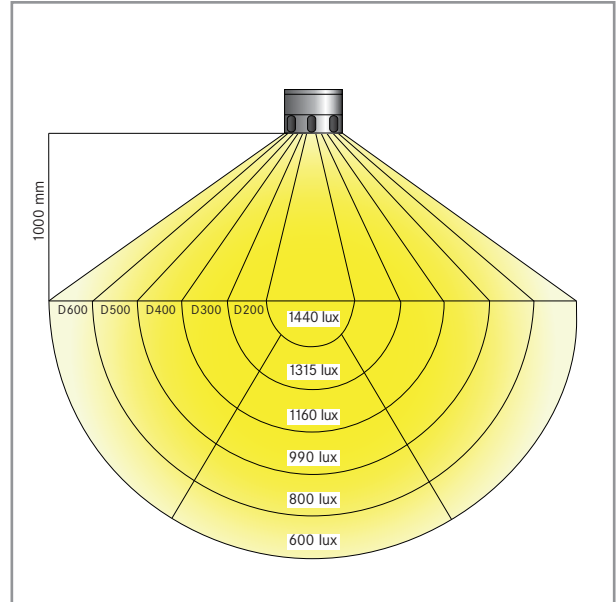
3	LIGHTING SYSTEMS
6	WORKPLACE LIGHTING
8	SPOT FITTING LIGHTING
10	MACHINE LIGHTING
22	INTEGRATED LIGHTING

HE-BC3, HE-BF3, HE-BL3



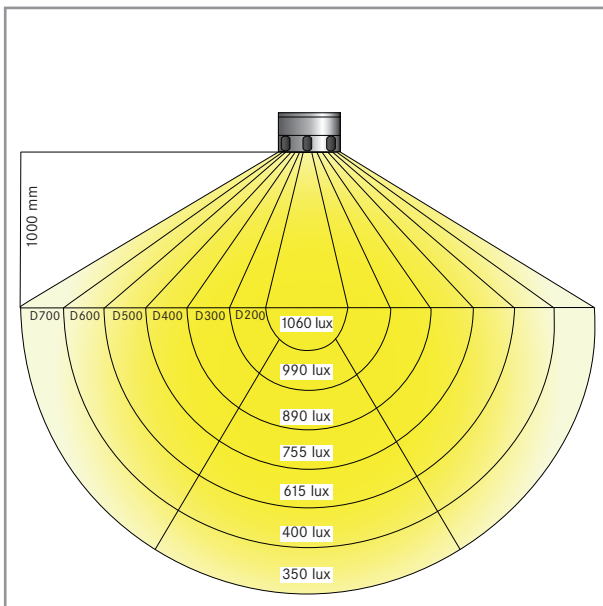
Technical details	Pages 4 - 5
Lens	40°
Current	500 mA / 6W
Lighting systems	HE-BC3, HE-BF3, HE-BL3

HE-BC6, HE-BF6, HE-BL6



Technical details	Pages 4 - 5
Lens	40°
Current	500 mA / 12W
Lighting systems	HE-BC6, HE-BF6, HE-BL6

HE-BC9, HE-BF9, HE-BL9



Technical details	Pages 4 - 5
Lens	40°
Current	350 mA / 9W
Lighting systems	HE-BC9, HE-BF9, HE-BL9

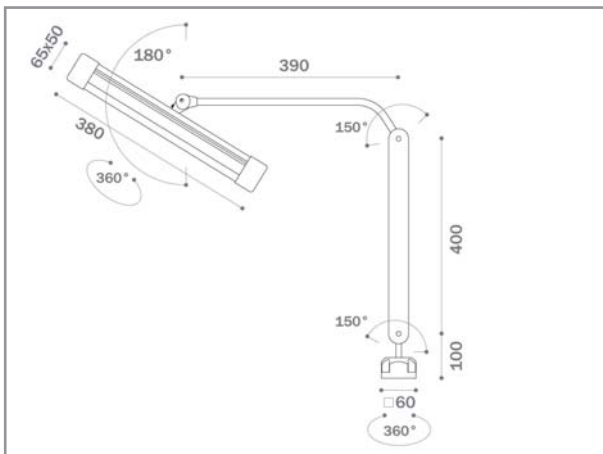
# WORKPLACE LIGHTING HE-JOB-BRLED

The HE-JOB-BRLED is an adjustable workplace lamp featuring the latest LED technology. Thanks to the highly flexible jointed arm, lighting at the workplace can be set with ease to the optimal effect.

The lamp head of aluminium complies with protection class IP 65, and the entire unit IP 40. The ON/OFF switch is fitted directly on the lamp head for ease of use.

The advantages of the HE-JOB-BRLED workplace lamps:

- Jointed arm for great flexibility
- ON/OFF switch fitted directly on the lamp head
- Integrated ballast
- Optional dimmer



HE-JOB-BRLED Dimensions

	HE-JOB-BRLED
Operating voltage	230 VAC
IEC marking	II
Cabel length	1.5 m
LED life	50 000 h
No of LEDs	24
Light temperatur	5000 K
Fasteners	4 drilled holes or optional mounting devices (optional component parts)
Colour	Aluminium
Protection class	IP40 lamp IP65 lamp head



HE-JOB-BRLED Workplace lighting for benches



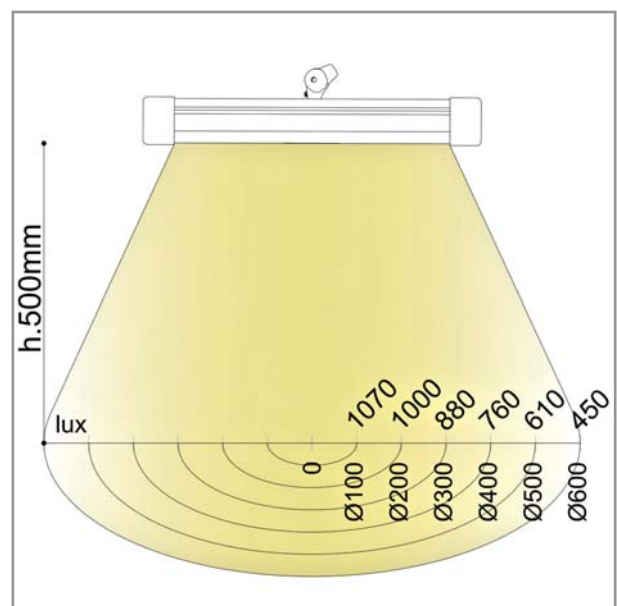
Optional mounting



ON/OFF switch on lamp head

## ILLUMINATION DISTRIBUTION CHART

### HE-JOB-BRLED



LIGHTING SYSTEMS	3
WORKPLACE LIGHTING	7
SPOT FITTING LIGHTING	8
MACHINE LIGHTING	10
INTEGRATED LIGHTING	22